

Hong Kong Exchanges and Clearing Limited and The Stock Exchange of Hong Kong Limited takes no responsibility for the contents of this announcement, makes no representation as to its accuracy or completeness and expressly disclaims any liability whatsoever for any loss howsoever arising from or in reliance upon the whole or any part of the contents of this announcement.

康師傅控股

TINGYI (CAYMAN ISLANDS) HOLDING CORP.

康師傅控股有限公司*

(Incorporated in the Cayman Islands with limited liability)

(Stock Code: 0322)

PRESENTATION ON 2024 ANNUAL RESULTS

A presentation in relation to the results of Tingyi (Cayman Islands) Holding Corp. and its subsidiaries for the year ended 31 December 2024 is appended to this announcement.

By order of the Board
Tingyi (Cayman Islands) Holding Corp.
Ip Pui Sum
Company Secretary

Hong Kong, 24 March 2025

As at the date of this announcement, Mr. Wei Hong-Ming, Mr. Junichiro Ida, Mr. Wei Hong-Chen, Mr. Koji Shinohara, Mr. Yuko Takahashi and Ms. Tseng Chien are executive Directors of the Company. Mr. Hsu Shin-Chun, Mr. Lee Tiong-Hock and Mr. Masaya Tochio are independent non-executive Directors of the Company.

** For identification purposes only*

website: <http://www.masterkong.com.cn>

<http://www.irasia.com/listco/hk/tingyi>

康師傅控股

2025 专注务实协作

Tingyi Holding Corp.

2024 Annual Results

24 March 2025

欢乐饮食 美好生活
Life+Delicacy



The information contained in this presentation is intended solely for your personal reference. Such information is subject to change without notice and no representation or warranty express or implied is made as to, and no reliance, should be placed on, the fairness, accuracy, completeness or correctness of the information contained in this presentation. This presentation does not intend to provide, and you may not rely on this presentation as providing, a complete or comprehensive analysis of the Company' s financial or trading position or prospects. None of the Company nor any of its respective affiliates, advisors or representatives shall have any liability (in negligence or otherwise) whatsoever for any loss or damage howsoever arising from any use of this presentation or its contents or otherwise arising in connection with this presentation.

This presentation contains projections and forward-looking statements that may reflect the Company' s current views with respect to future events and financial performance. Readers are cautioned not to place undue reliance on these forward-looking statements which are subject to various risks and uncertainties and no assurance can be given that actual results will be consistent with these forward-looking statements. The Company undertakes no obligation to publicly update or revise any forward-looking statements, whether as a result of new information, future events or otherwise.

This presentation does not constitute an offer or invitation to purchase or subscribe for any securities or financial instruments or the provision of any investment advice, and no part of it shall form the basis of or be relied upon in connection with any contract, commitment or investment decision in relation thereto, nor does this presentation constitute a recommendation regarding the securities or financial instruments of the Company.

Financial Highlights

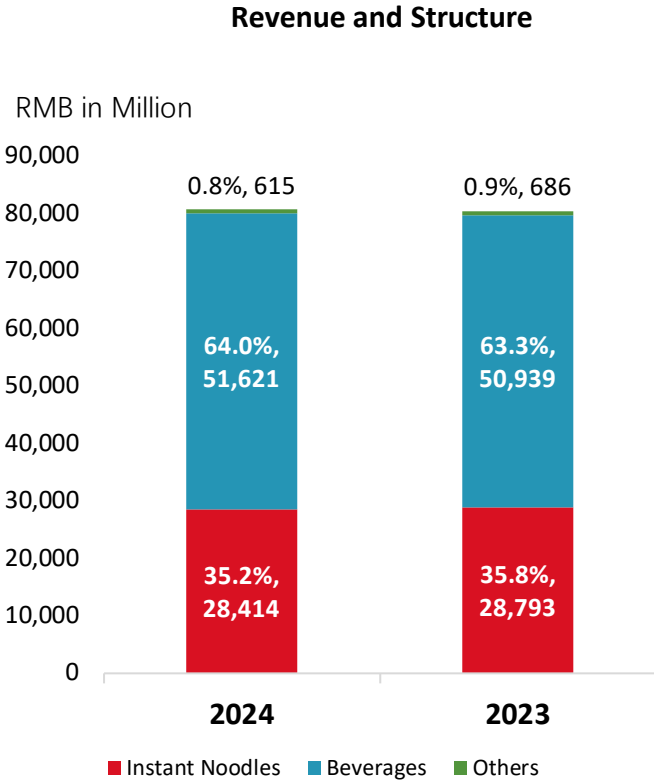
2025 专注务实协作

RMB in Million	2024	2023	YOY
Revenue	80,651	80,418	0.3%
Gross Profit	26,696	24,467	9.1%
Gross Margin	33.1%	30.4%	2.7ppt
EBITDA	9,628	8,207	17.3%
Net Profit	4,322	3,517	22.9%
Profit Attributable to Owners of the Company	3,734	3,117	19.8%
Net Margin	4.6%	3.9%	0.7ppt
EPS (cents)	66.28	55.33	10.95
Proposed Final Dividend (cents)	33.14	27.66	5.48
Proposed Final Special Dividend (cents)	33.14	27.66	5.48

Revenue by Segment

2025 专注务实协作

Revenue				Revenue Structure		
RMB in Million	2024	2023	YOY	2024	2023	YOY
Instant Noodles	28,414	28,793	-1.3%	35.2%	35.8%	-0.6ppt
Beverages	51,621	50,939	1.3%	64.0%	63.3%	0.7ppt
Others	615	686	-10.4%	0.8%	0.9%	-0.1ppt
Total	80,651	80,418	0.3%	100%	100%	

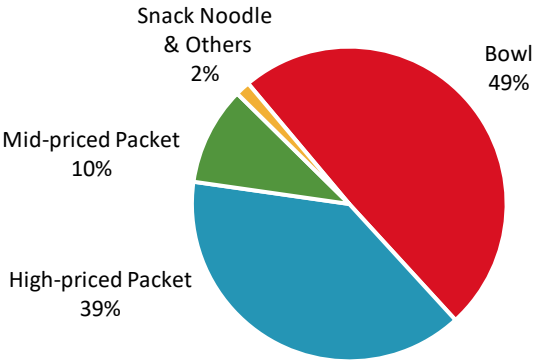


Instant Noodle Revenue by Product

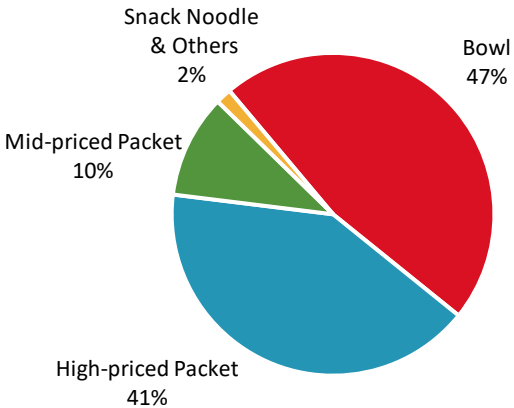
2025 专注务实协作

RMB in Million	2024	2023	YOY
Bowl	14,012	13,507	3.7%
High-priced Packet	11,098	11,850	-6.3%
Mid-priced Packet	2,875	2,984	-3.6%
Snack Noodle & Others	429	452	-5.1%
Total	28,414	28,793	-1.3%

2024



2023

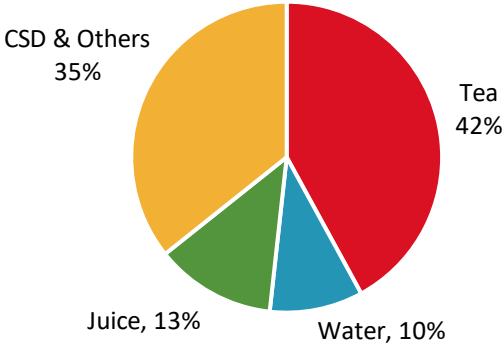


Beverage Revenue by Product

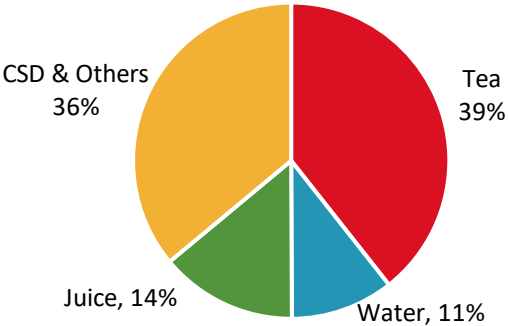
2025 专注务实协作

RMB in Million	2024	2023	YOY
Tea	21,700	20,059	8.2%
Water	5,013	5,375	-6.7%
Juice	6,478	7,150	-9.4%
CSD & Others	18,430	18,355	0.4%
Total	51,621	50,939	1.3%

2024



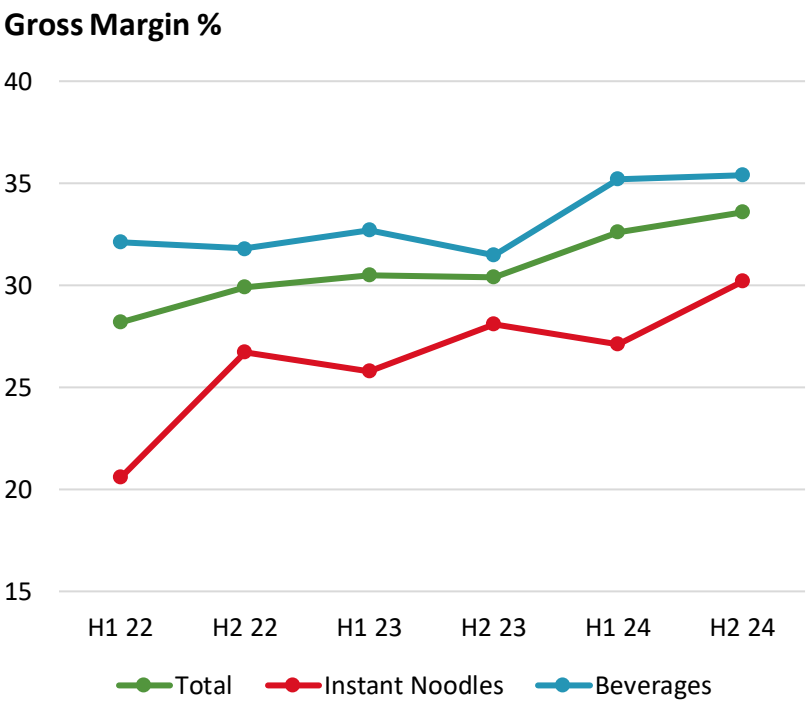
2023



Gross Margin by Segment

2025 专注务实协作

%	2024	2023	YOY
Instant Noodles	28.6	27.0	1.6ppt
Beverages	35.3	32.1	3.2ppt
Others	51.8	49.4	2.4ppt
Total	33.1	30.4	2.7ppt

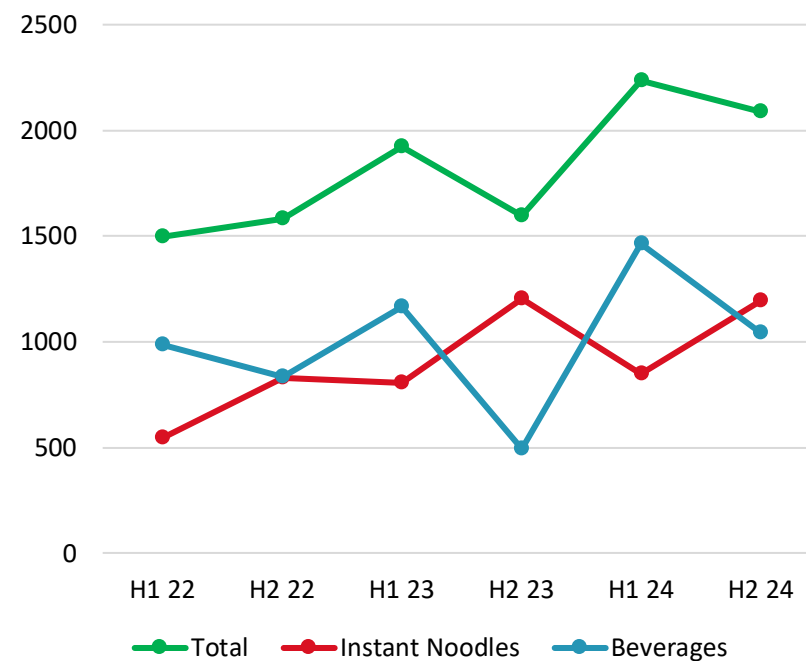


Net Profit by Segment

2025 专注务实协作

RMB in Million	2024	2023	YOY
Instant Noodles	2,045	2,008	1.8%
Beverages	2,506	1,660	51.1%
Others	-229	-151	-51.8%
Total	4,322	3,517	22.9%

RMB in Million

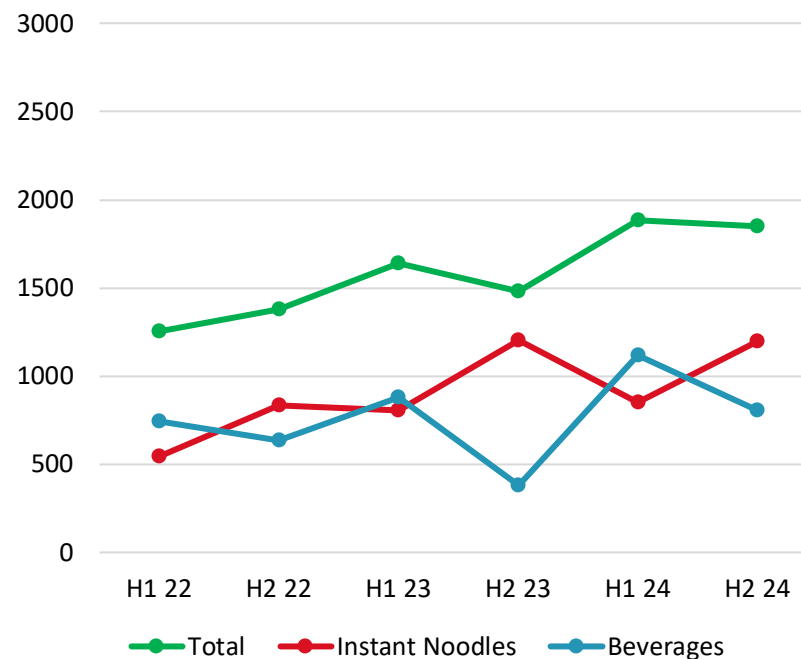


Profit Attributable to Owners of the Company

2025 专注务实协作

RMB in Million	2024	2023	YOY
Instant Noodles	2,045	2,008	1.8%
Beverages	1,919	1,260	52.3%
Others	-229	-151	-51.8%
Total	3,734	3,117	19.8%

RMB in Million

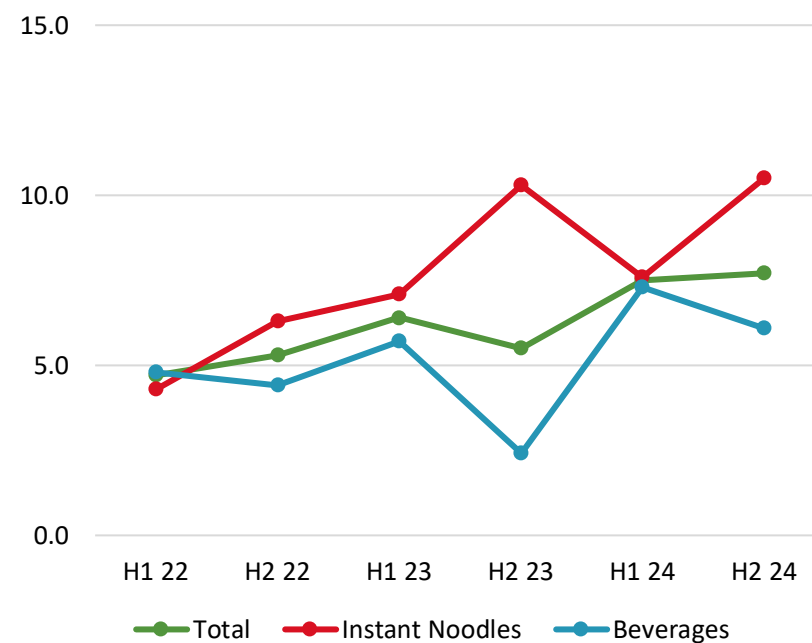


EBIT Margin

2025 专注务实协作

%	2024	2023	YOY
Instant Noodles	9.1	8.8	0.3ppt
Beverages	6.7	4.1	2.6ppt
Others	12.7	20.4	-7.7ppt
Total	7.6	5.9	1.7ppt

EBIT Margin %

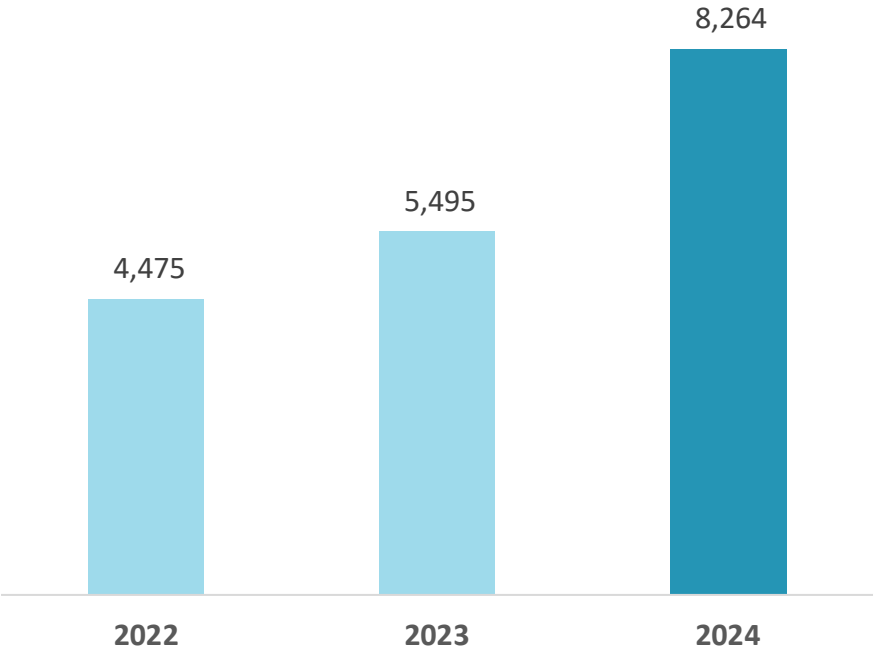


Cash Flow and CapEx

2025 专注务实协作

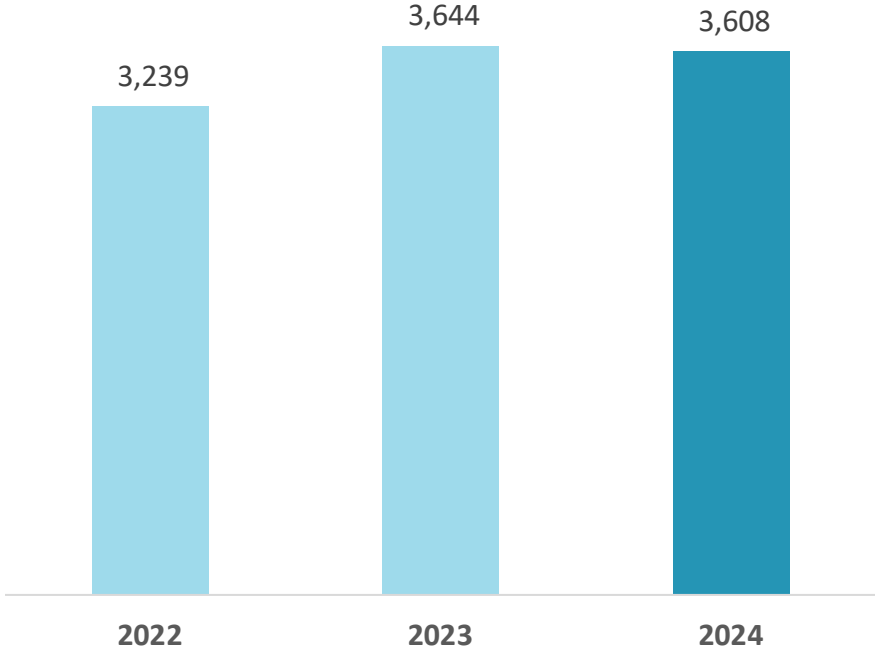
Net Cash from Operating Activities

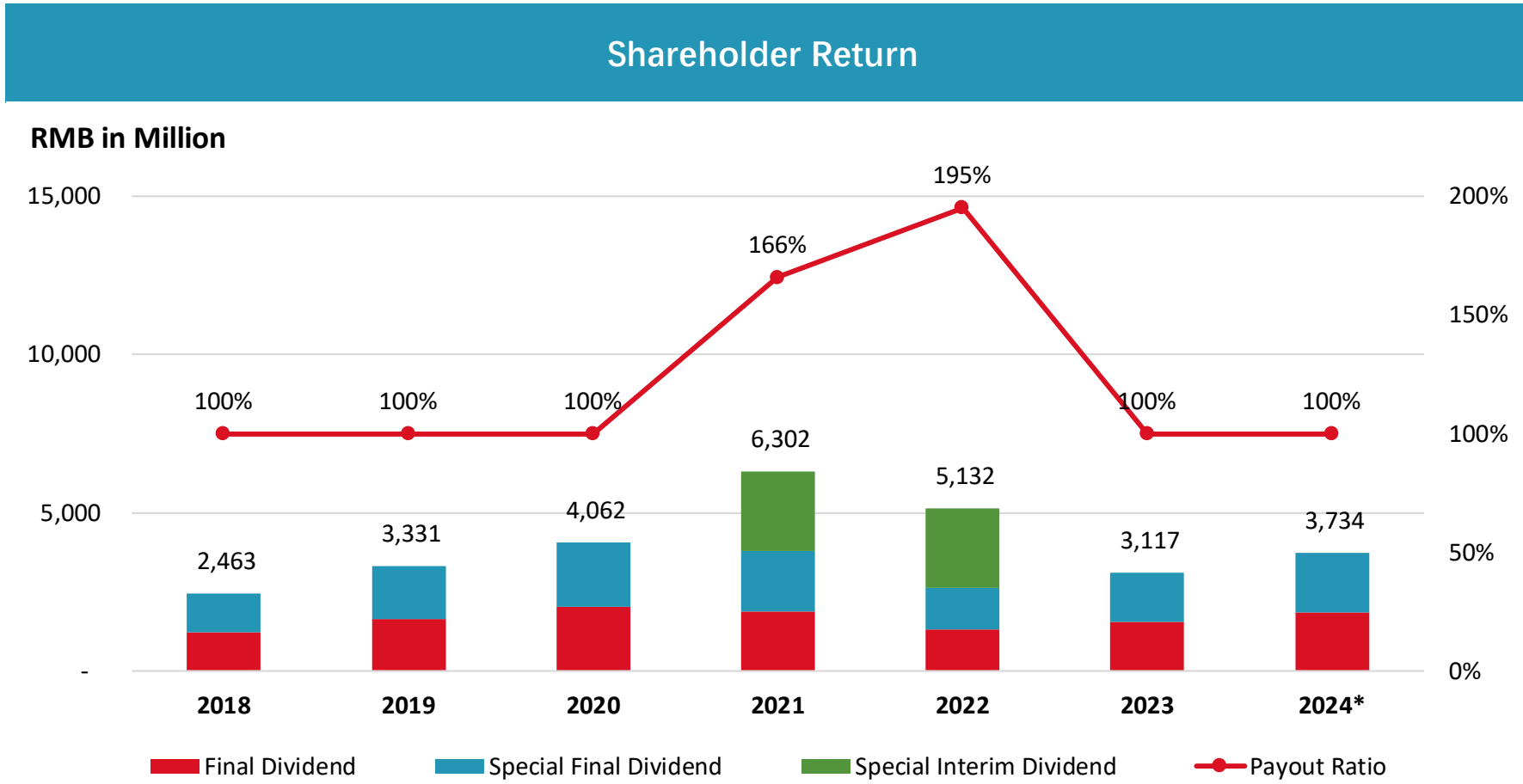
RMB in Million



CapEx

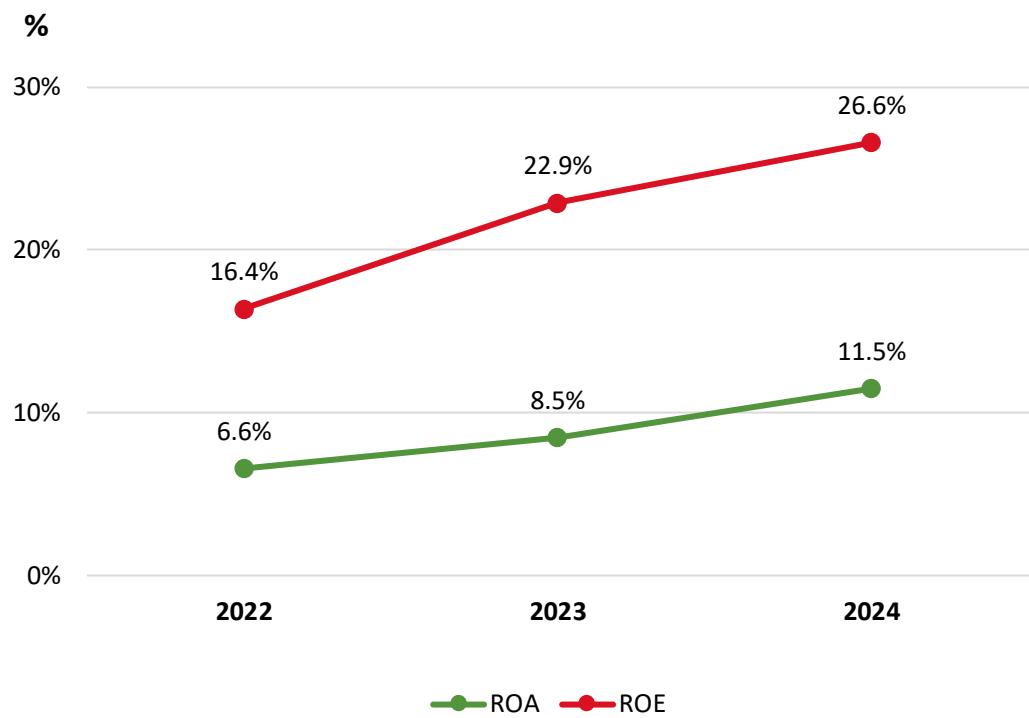
RMB in Million



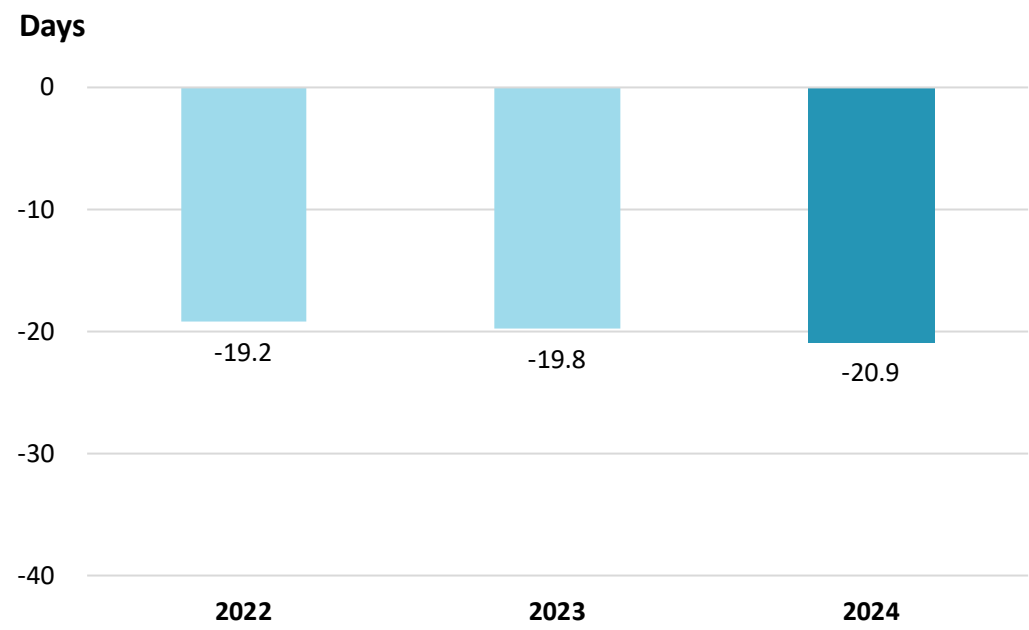


* Proposed

ROA and ROE



Cash Conversion Days



Key Financial Indicators

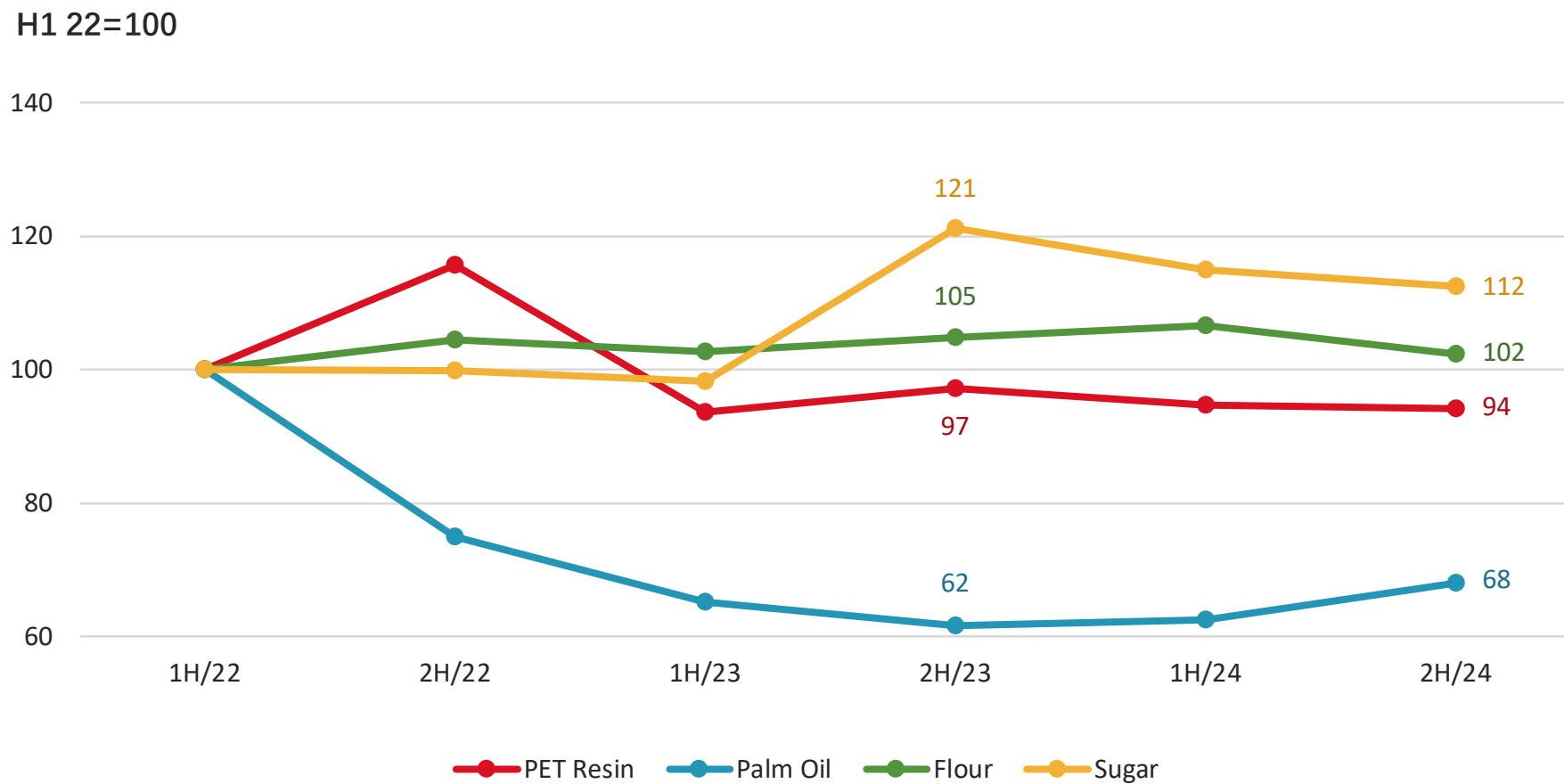
2025 专注务实协作

RMB in Million	2024	2023	Change
ROA	11.5%	8.5%	3.0ppt
ROE	26.6%	22.9%	3.7ppt
Current Ratio	0.6	0.7	-0.1
Gearing Ratio*	-19.3%	-7.3%	-12.0ppt
A/R Turnover Days	7.2	7.7	-0.5
Finished Goods Turnover Days	17.6	19.5	-1.9

*Long-term time deposits were also taken into account for the calculation of the Group's gearing ratio, as management believed that this basis of calculation reflected more accurately the Group's capital structure.

Material Price Index

2025 专注务实协作



Nation-wide Production and Distribution Network

2025 专注务实协作

	As at 31/12/2024	As at 31/12/2023
Production Lines		
Instant Noodles	158	166
Beverages	394	394
Others	9	11
Distribution Network		
Sales Office *	357	348
Warehouse	271	303
Wholesaler	67,215	76,875
Direct Retailer	220,623	217,087

* Sales Office: The statistics are based on middle-sized sales units located in prefecture-level cities